

Scaled data based on original data using  
LM-79-08 Approved Method: Electrical and Photometric Measurements of Solid-  
State Lighting Products

Test Report Prepared for  
Cooper Lighting Solutions  
(formerly Eaton)

Brand: STREETWORKS

Report Number: P649192

Luminaire Tested: **GLAN-SA1D-835-U-RW-GRSWH**

Issue Date: 5/27/2021

**Test Information**

Test Method: LM-79-08  
Report Number: P649192  
TEST IS SCALED FROM IESNA LM-79-08 TEST DATA (G3-2011-057-8)  
Test Lab: INNOVATION CENTER  
Issue Date: 5/27/2021  
Manufacturer: COOPER LIGHTING SOLUTIONS (FORMERLY EATON)  
Product Line: STREETWORKS  
Catalog Number: GLAN-SA1D-835-U-RW-GRSWH  
Description: GALLEON AREA AND ROADWAY LUMINAIRE  
(1) 80 CRI, 3500K, 1200mA LIGHTSQUARE WITH 16 LEDS AND RECTANGULAR WIDE OPTICS WITH WHITE GLARE REDUCTION SHIELD  
Light Source: -  
Ballast/Driver: ELECTRONIC DRIVER

**Summary**

Lumens per Lamp: N/A  
Luminaire Lumens: 5370.6 lumens  
Efficiency: N/A  
Efficacy: 82.6 lumens/watt  
Luminous Opening: Rectangular (W 0.5' x L: 0.5' x H: 0')  
IES Classification: Type V - Short  
BUG Rating: B2 - U0 - G1

Input Watts (W): 65  
Input Voltage (V): NR  
Input Current (Ain): NR  
Voltage Rise (V): NR  
Power Factor: NR  
Total Harmonic Distortion (THDi): NR  
Frequency (hertz): 60  
Stabilization Time: NR  
Operation Time: NR  
Ambient Temperature (°C): NR  
Test Distance: 24 FT

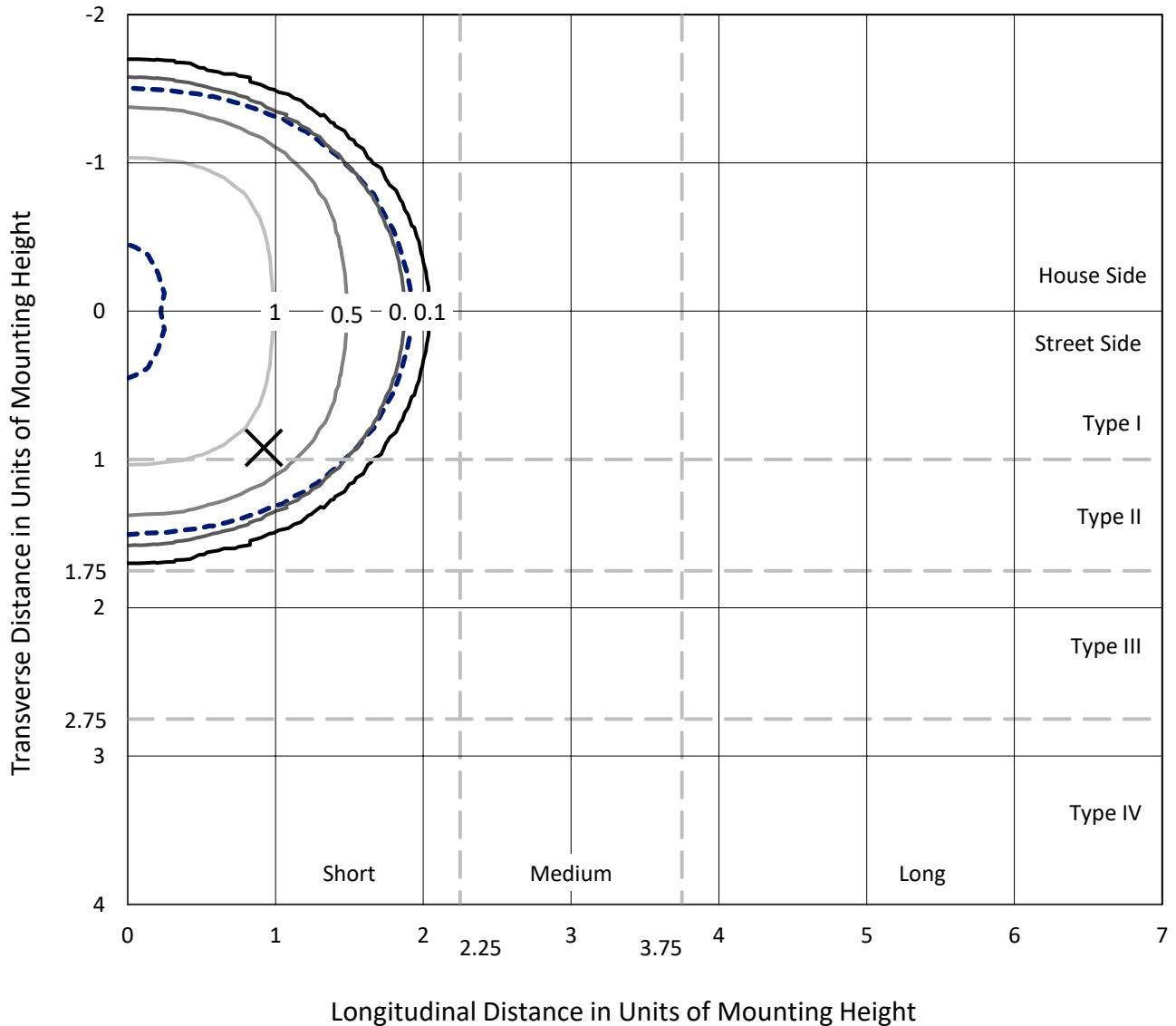




REPORT NUMBER: P649192  
 CATALOG NUMBER: GLAN-SA1D-835-U-RW-GRSWH

### Iso-Footcandle Lines of Horizontal Illumination

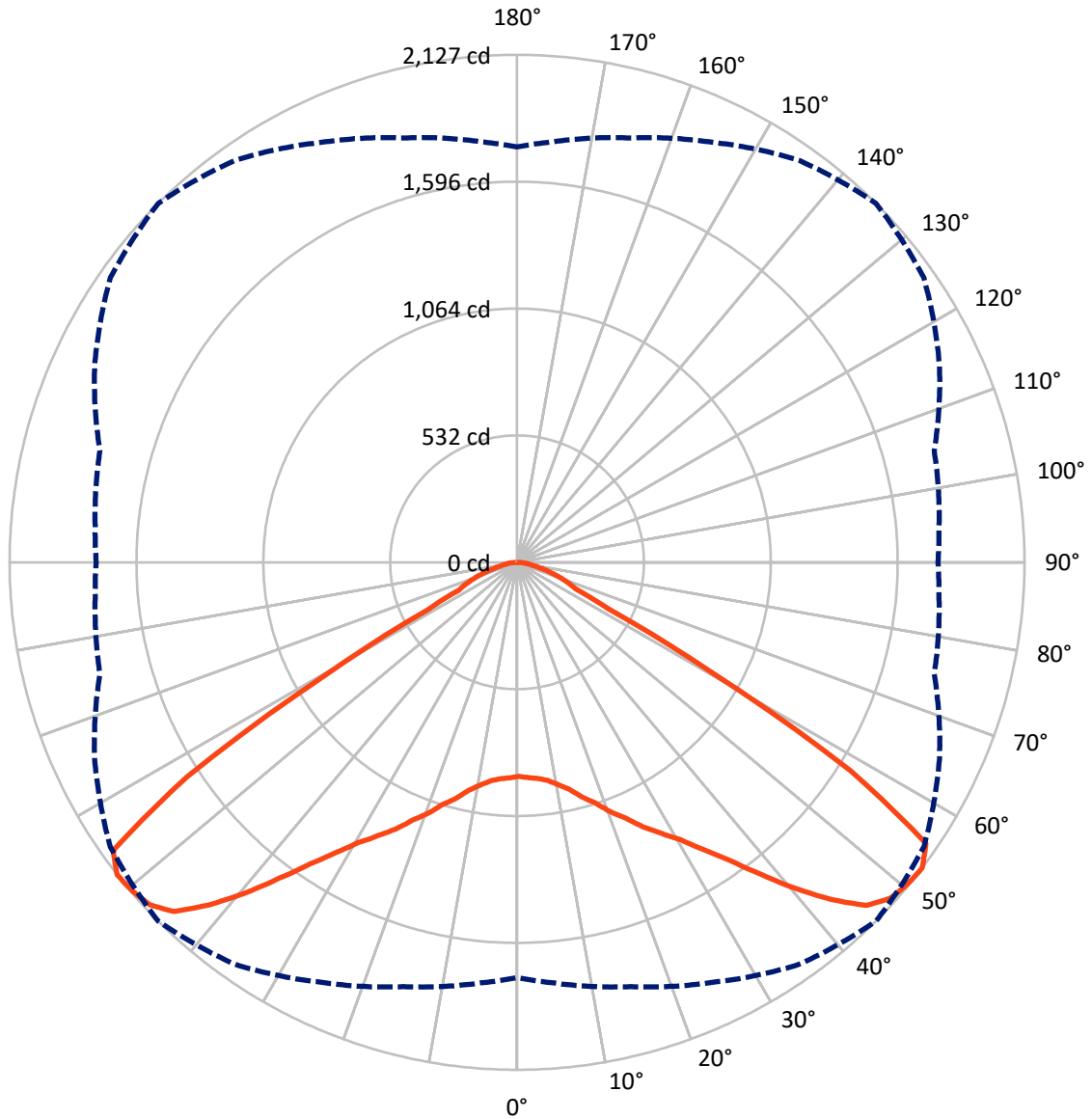
× Max cd  
 - - - 1/2 Max cd



Based on 25 foot mounting height. Maximum calculated value = 1.6 fc  
 Type V - Short - N/A

REPORT NUMBER: P649192  
CATALOG NUMBER: GLAN-SA1D-835-U-RW-GRSWH

### Luminous Intensity Polar Plot



— Vertical Plane Through 45-Deg Lateral    - - - Horizontal Cone Through 52.5-Deg Vertical

REPORT NUMBER: P649192  
 CATALOG NUMBER: GLAN-SA1D-835-U-RW-GRSWH

**FLUX DISTRIBUTION:**

		Downward	Upward	Total
<b>House Side</b>	Lumens	2685.3	0.0	2685.3
	% Fixture	50.0	0.0	50.0
<b>Street Side</b>	Lumens	2685.3	0.0	2685.3
	% Fixture	50.0	0.0	50.0
<b>Total</b>	Lumens	5370.6	0.0	5370.6
	% Fixture	100.0	0.0	100.0

**ZONAL LUMENS:**

Zone	Lumens	% Fixture
0°-10°	88.2	1.6
10°-20°	289.8	5.4
20°-30°	551.8	10.3
30°-40°	947.5	17.6
40°-50°	1456.3	27.1
50°-60°	1478.8	27.5
60°-70°	412.1	7.7
70°-80°	121.6	2.3
80°-90°	24.5	0.5
90°-100°	0.0	0.0
100°-110°	0.0	0.0
110°-120°	0.0	0.0
120°-130°	0.0	0.0
130°-140°	0.0	0.0
140°-150°	0.0	0.0
150°-160°	0.0	0.0
160°-170°	0.0	0.0
170°-180°	0.0	0.0
0°-90°	5370.6	100.0
0°-180°	5370.6	100.0

**Coefficient of Utilization**



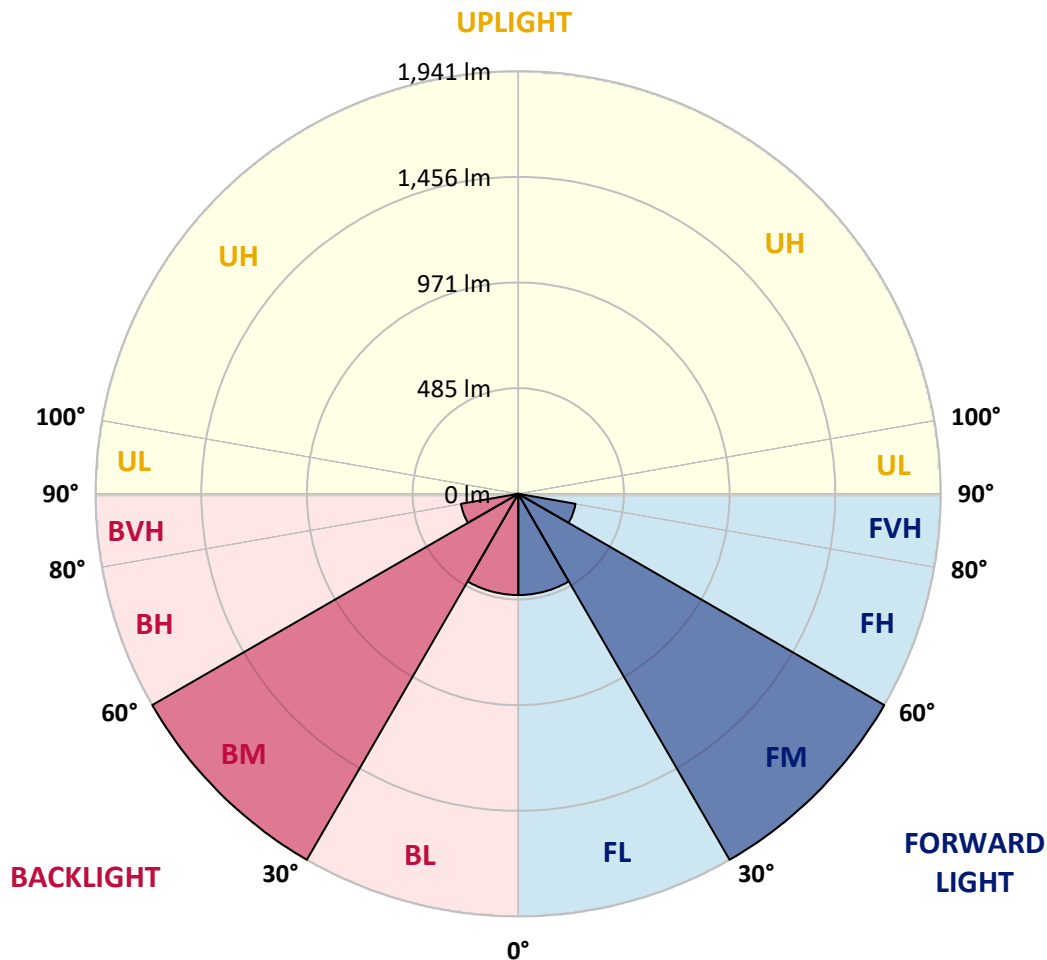
REPORT NUMBER: P649192  
 CATALOG NUMBER: GLAN-SA1D-835-U-RW-GRSWH

**LUMINAIRE CLASSIFICATION SYSTEM LUMEN TABLE AND BUG RATING:**

Zone	Lumens	% Fixture	Zone Rating/Lumen Limit		
			B	U	G
FL (0°-30°)	464.9	8.7			
FM (30°-60°)	1941.3	36.1			
FH (60°-80°)	266.8	5.0			G0/660
FVH (80°-90°)	12.2	0.2			G1/100
BL (0°-30°)	464.9	8.7	B1/500		
BM (30°-60°)	1941.3	36.1	B2/2500		
BH (60°-80°)	266.8	5.0	B1/500		G0/660
BVH (80°-90°)	12.2	0.2			G1/100
UL (90°-100°)	0.0	0.0		U0/0	
UH (100°-180°)	0.0	0.0		U0/0	

**BUG Rating: B2-U0-G1**

Type V Short





REPORT NUMBER: P649192  
 CATALOG NUMBER: GLAN-SA1D-835-U-RW-GRSWH

**CANDELA DISTRIBUTION (FULL):**

	0°	5°	15°	25°	35°	45°	55°	65°	75°	85°	90°
0°	897.8	897.8	897.8	897.8	897.8	897.8	897.8	897.8	897.8	897.8	897.8
2.5°	899.7	890.4	893.8	895.8	904.4	903.7	901.8	904.4	907.1	907.7	906.4
5°	899.1	892.5	895.1	897.1	905.8	910.4	909.1	920.4	928.4	926.4	936.4
7.5°	893.8	897.8	894.4	904.4	911.7	923.1	935.1	945.8	955.7	967.1	969.1
10°	905.8	905.8	911.7	919.8	939.1	947.7	965.0	980.4	999.7	1013.0	1007.7
12.5°	918.5	920.4	920.4	941.1	957.1	976.4	992.4	1013.0	1040.4	1056.4	1064.4
15°	931.1	932.4	939.1	967.1	991.0	1021.7	1036.4	1055.1	1070.4	1100.3	1101.1
17.5°	942.4	949.8	969.7	1001.1	1031.1	1060.4	1083.8	1103.0	1116.4	1128.4	1125.7
20°	985.1	990.4	1011.1	1042.4	1087.0	1115.7	1123.7	1127.1	1135.7	1159.7	1152.3
22.5°	1026.4	1028.4	1047.7	1095.7	1127.1	1165.0	1173.7	1171.7	1175.0	1181.0	1191.7
25°	1069.0	1072.4	1099.0	1139.7	1183.7	1229.0	1236.4	1221.0	1216.3	1223.0	1223.7
27.5°	1123.7	1124.4	1158.4	1193.7	1243.6	1286.3	1297.7	1285.7	1263.7	1269.0	1277.7
30°	1193.1	1188.4	1222.3	1273.0	1325.6	1349.7	1369.0	1363.0	1339.0	1334.3	1327.0
32.5°	1273.0	1274.3	1305.0	1360.3	1395.0	1434.9	1455.6	1445.7	1430.3	1422.3	1426.9
35°	1385.7	1391.6	1412.3	1458.3	1514.2	1534.3	1566.9	1545.6	1505.6	1515.6	1524.3
37.5°	1478.3	1495.6	1534.3	1588.9	1622.2	1658.9	1670.9	1642.3	1612.9	1600.9	1629.6
40°	1620.3	1614.9	1657.5	1712.2	1761.5	1798.2	1782.9	1754.2	1681.6	1682.2	1690.3
42.5°	1742.2	1744.9	1777.6	1842.9	1910.2	1932.8	1884.2	1814.2	1733.6	1724.9	1742.2
45°	1844.8	1855.6	1874.2	1961.5	2027.5	2052.2	1962.1	1879.5	1771.5	1735.5	1764.2
47.5°	1881.5	1898.9	1939.5	2019.4	2084.8	2104.8	2032.8	1914.2	1806.9	1748.2	1763.6
50°	1886.9	1880.8	1947.5	2020.8	2078.2	2121.5	2058.1	1939.5	1798.2	1767.5	1762.8
52.5°	1740.8	1770.2	1841.5	1942.2	2058.1	2127.4	2080.8	1953.5	1810.2	1775.5	1764.2
55°	1408.9	1374.3	1504.3	1673.6	1886.9	2079.5	2072.8	1960.8	1817.5	1788.8	1773.6
57.5°	786.4	796.5	869.8	1053.8	1329.0	1648.9	1842.9	1883.5	1814.2	1797.5	1805.5
60°	363.9	367.2	398.5	484.5	655.1	935.1	1190.4	1449.6	1568.9	1592.9	1592.9
62.5°	271.2	269.9	278.0	293.2	329.3	429.9	573.9	779.8	943.7	1058.4	1088.4
65°	245.2	244.6	248.6	253.9	256.6	270.6	302.6	365.9	419.2	449.9	444.6
67.5°	214.6	213.9	215.2	218.6	223.3	230.6	238.6	252.0	270.6	269.3	265.9
70°	173.3	173.3	175.3	178.0	183.3	191.9	201.3	210.6	226.6	230.0	229.3
72.5°	127.9	126.0	130.0	135.3	140.6	151.3	161.3	170.0	181.3	184.6	183.3
75°	81.3	82.6	85.3	91.3	100.6	108.0	118.6	126.0	133.3	135.9	136.6
77.5°	45.3	46.7	51.3	58.6	68.0	76.0	85.3	91.3	96.0	96.6	97.3
80°	27.3	28.0	32.7	39.3	47.3	56.0	63.3	69.3	73.3	71.3	70.6
82.5°	16.7	17.3	21.3	27.3	34.0	40.6	48.6	53.9	58.0	55.3	52.6
85°	8.7	9.3	12.7	16.7	22.0	25.3	25.3	22.6	22.0	20.7	20.0
87.5°	2.7	2.7	3.4	4.0	3.4	4.0	4.7	5.3	5.3	6.0	5.3
90°	0.0	0.0	0.0	0.0	0.0	0.0	0.0	0.0	0.0	0.0	0.0

(END OF REPORT)